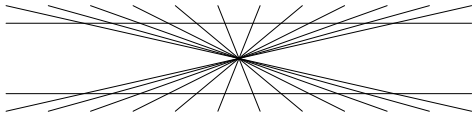
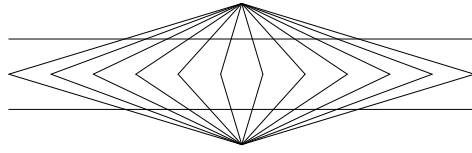
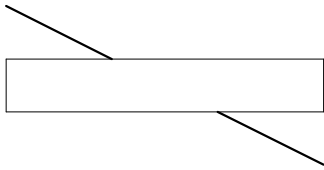
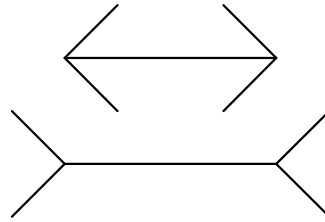


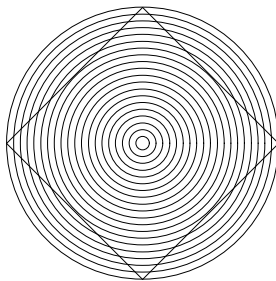


Illusions d'optique

22 mars 2004

Table des figures

1	<i>Illusion de Hering</i>	2
2	<i>Illusion de Wundt</i>	2
3	<i>Illusion de Poggendorff</i>	2
4	<i>Illusion de Müller-Lyer</i>	2
5	<i>Illusion des parallèles</i>	2
6	<i>Illusion « Café Wall »</i>	2
7	<i>Illusion d'Ehreinstejn</i>	2
8	<i>Aires 25 – 16 = 9</i>	3
9	<i>Aires égales</i>	3
10	<i>Carrés égaux</i>	3
11	<i>Cercles égaux</i>	3
12	<i>Illusion de Delbœuf (1)</i>	3
13	<i>Illusion de Delbœuf (2)</i>	3
14	<i>Illusion d'Hermann</i>	3
15	<i>Illusion d'Ebbinghaus</i>	4
16	<i>Illusion du « Haut de forme »</i>	4
17	<i>Illusion du triangle isocèle</i>	4
18	<i>Perspective et hauteurs</i>	4
19	<i>Carrés sombres égaux</i>	4
20	<i>Illusion d'Oppel-Kundt</i>	4
21	<i>Illusion d'Helmholtz</i>	5
22	<i>Illusion du carré</i>	5
23	<i>Illusion de Ponzo</i>	5
24	<i>Illusion de Jastrow</i>	5
25	<i>Absence</i>	5
26	<i>Scintillement</i>	6
27	<i>Moiré (Cercles 1)</i>	6
28	<i>Moiré (Cercles 2)</i>	6
29	<i>Moiré (Parallèles)</i>	6
30	<i>Autostéréogramme (Dunes)</i>	7
31	<i>Autostéréogramme (Anneau)</i>	7

FIG. 1 – *Illusion de Hering*FIG. 2 – *Illusion de Wundt*FIG. 3 – *Illusion de Poggendorff*FIG. 4 – *Illusion de Müller-Lyer*FIG. 5 – *Illusion des parallèles*FIG. 6 – *Illusion « Café Wall »*FIG. 7 – *Illusion d'Ehrenstein*

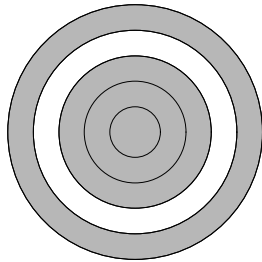


FIG. 8 – Aires $25 - 16 = 9$




FIG. 9 – Aires égales

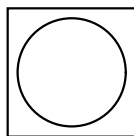
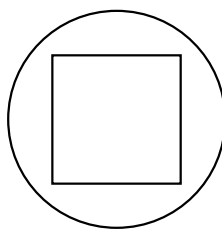


FIG. 10 – Carrés égaux

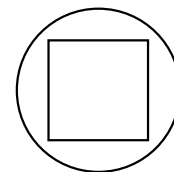
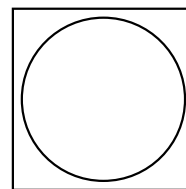


FIG. 11 – Cercles égaux



FIG. 12 – Illusion de Delbœuf (1)

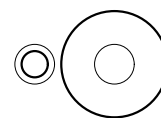


FIG. 13 – Illusion de Delbœuf (2)



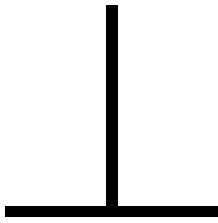
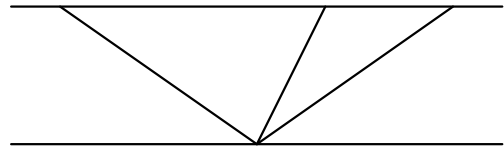
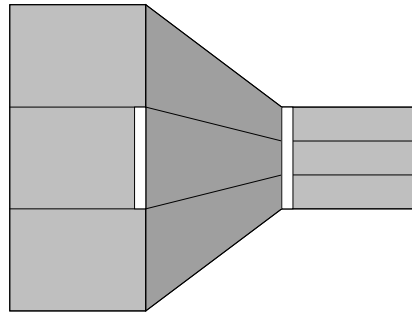
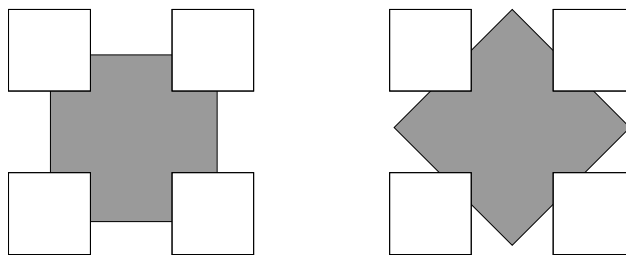



FIG. 14 – Illusion d'Hermann

FIG. 15 – *Illusion d'Ebbinghaus*FIG. 16 – *Illusion du « Haut de forme »*FIG. 17 – *Illusion du triangle isocèle*FIG. 18 – *Perspective et hauteurs*FIG. 19 – *Carrés sombres égaux*FIG. 20 – *Illusion d'Oppel-Kundt*




FIG. 21 – *Illusion d'Helmholtz*




FIG. 22 – *Illusion du carré*

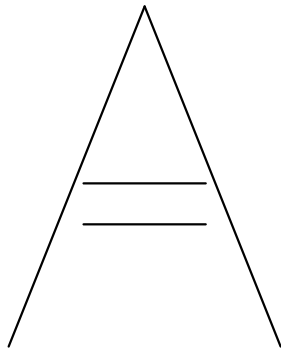


FIG. 23 – *Illusion de Ponzo*

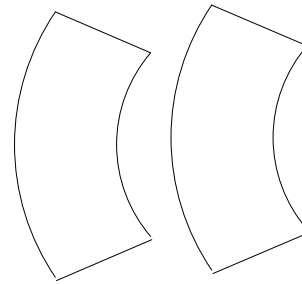


FIG. 24 – *Illusion de Jastrow*



FIG. 25 – *Absence*




FIG. 26 – *Scintillement*




FIG. 27 – *Moiré (Cercles 1)*




FIG. 28 – *Moiré (Cercles 2)*




FIG. 29 – *Moiré (Parallèles)*




FIG. 30 – Autostéréogramme (*Dunes*)




FIG. 31 – Autostéréogramme (*Anneau*)